

Ref. 100/0180 CUSTOM BRANDING CLAMP

Follow these guidelines for making the custom clamp before its final production.

The marker can mark these 3 stick formats (A, B and C). Including any types of flat skewers.


Choose the size that best suits your needs and the format or design of your logo.

- length
 - option 1: max. 35mm (perfect for sticks A or B)
 - option 2: max. 25 mm (perfect for the 3 models A, B, C and skewers)
- height max 7 mm (perfect for all sticks and skewers).

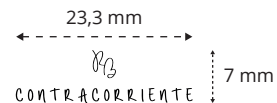
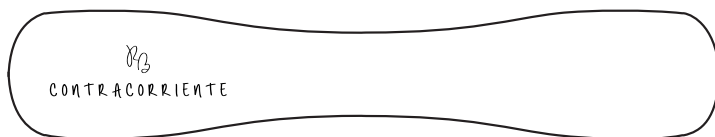
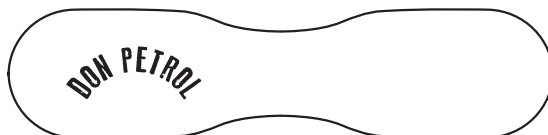
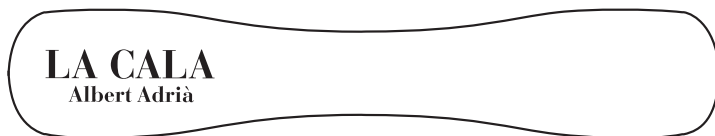
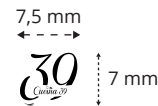
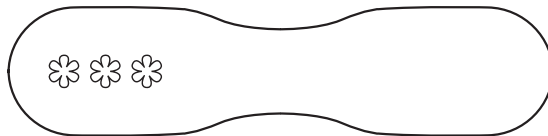

In the following example, we have a logo which is more longer than higher, so we are guided by the maximum length.

If you choose option 1, the engraver will be perfect for stick formats: A or B.

If you choose option 2, it will be perfect for stick C, but it will be a little small for sticks A, B, and also for skewers.



More examples with various types of logos with suitable proportions:




BETTER USE SIMPLE DESIGNS

The pyrography designs have to be images that are not very complex, with defined lines and without shading or gradients. Otherwise, while engraving it will not be well defined:

- Typography: it cannot be very small, very slim or with very close lines.
- All designs must be simple, without gradients or shading. They also have to be monochromatic.

Here is an example:



AMOUNT OF INFORMATION PER CM²

Technically, printed designs can be made very small, but the information to be transmitted will have less definition. Very small lines with little separation will not be visible when transferring the design to the wood, damaging the final result.

Therefore, it is essential to limit the design to a typography or drawings that can be clearly transmitted to the product (without many details). In this case, less is more!

If your proposal does not meet a standard, unfortunately we can not assume this order but we will advise you to make your design viable.

MODIFICATIONS


As we commented, we can advise you some variation, we can assume small changes without cost, but if we have to modify notoriously the design and make different studies or proposals, or if the formats must be transformed (if it is required by the design), they will entail an additional cost of 30 €.

Below you can see an example:

ORIGINAL DESIGN



FINAL RESULT



FILES

Files, as far as possible, should be Vectorial (Illustrator, ID, PDF vector file or other design files). Image PDFs should be in BLACK AND WHITE, without contrast or gradients.

Other formats, such as Bitmaps, should have a minimum resolution of 300dpi.

SUSHISAMBA

LOW QUALITY

SUSHISAMBA®

OPTIMUM QUALITY

DESIGN ACCEPTANCE

In case we have made any modification to the design, and to avoid any error or confusion, you must send us an email with the order confirmation, the final design file attached and the description of the chosen size. We will then start the production process.

PRODUCTION TIME

The deadlines, once the design is approved, are 7 working days of production.

Thank you for your collaboration.